

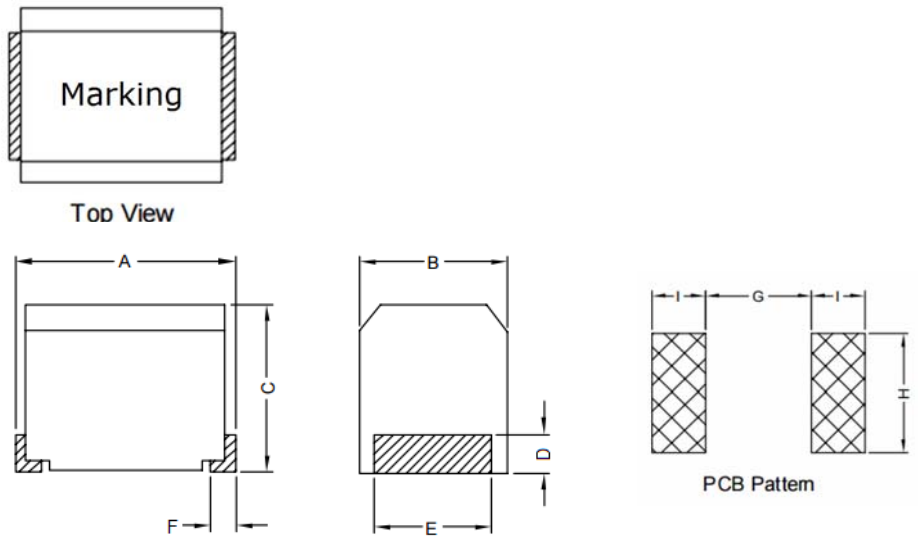
1. Part No. Expression:

W I 5 6 5 0 5 0 - 6 R 8 K F

(a) (b) (c) (d)(e)

- a) Series Code
- b) Dimension Code
- c) Inductance Code
- d) Tolerance Code
- e) F: RoHS Compliant

2. Configuration & Dimensions :



Note: Marking: Inductance.

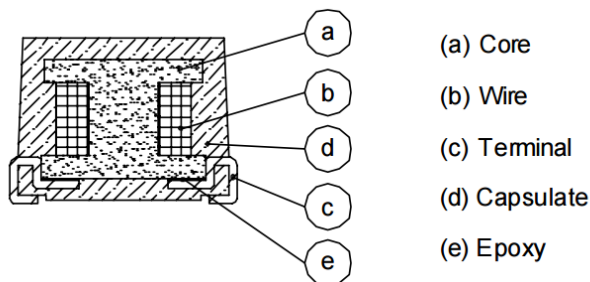
Unit: mm

A	B	C	D	E	F	G	H	I
5.6±0.3	5.0±0.2	4.0±0.3	1.1 Ref.	4.0±0.1	0.7±0.1	4.0 Ref.	4.5 Ref.	2.0 Ref.

3. Schematic



4. Material List



NOTE: Specifications subject to change without notice. Please check our website for latest information.

5. General Specification:

- a) Operating Temp. : -40°C ~ +105°C (Including self-temperature rise)
- b) Storage Condition (component in its packaging)
 - i) Temperature: -10°C ~ +40°C
 - ii) Humidity: 60%

6. Electrical Characteristics

Part No	Inductance (uH)	Tolerance	Q Min.	Test Frequency (MHz)	SRF (MHz) Min.	DCR (Ω) Max.	IDC (mA) Max.
WI565050-1R0□F	1.00	K,M	10	7.96	95	0.030	1800
WI565050-1R2□F	1.20	K,M	10	7.96	70	0.035	1700
WI565050-1R5□F	1.50	K,M	10	7.96	55	0.04	1600
WI565050-1R8□F	1.80	K,M	10	7.96	47	0.05	1400
WI565050-2R2□F	2.20	K,M	10	7.96	42	0.06	1300
WI565050-2R7□F	2.70	K,M	10	7.96	37	0.07	1200
WI565050-3R3□F	3.30	K,M	10	7.96	34	0.08	1120
WI565050-3R9□F	3.90	K,M	10	7.96	32	0.09	1050
WI565050-4R7□F	4.70	K,M	10	7.96	29	0.11	950
WI565050-5R6□F	5.60	K,M	10	7.96	26	0.13	880
WI565050-6R8□F	6.80	K,M	10	7.96	24	0.15	810
WI565050-8R2□F	8.20	K,M	10	7.96	22	0.18	750
WI565050-100□F	10.00	K,M	10	2.52	19	0.21	690
WI565050-120□F	12.00	K,M	10	2.52	17	0.25	630
WI565050-150□F	15.00	K,M	10	2.52	16	0.30	580
WI565050-180□F	18.00	K,M	10	2.52	14	0.36	530
WI565050-220□F	22.00	J,K	10	2.52	13	0.43	480
WI565050-270□F	27.00	J,K	10	2.52	11.5	0.52	440
WI565050-330□F	33.00	J,K	10	2.52	10.5	0.62	400
WI565050-390□F	39.00	J,K	10	2.52	9.5	0.72	370
WI565050-470□F	47.00	J,K	10	2.52	8.5	0.85	340
WI565050-560□F	56.00	J,K	10	2.52	7.8	1.0	310
WI565050-680□F	68.00	J,K	10	2.52	7.0	1.2	290
WI565050-820□F	82.00	J,K	10	2.52	6.4	1.4	270

NOTE: Specifications subject to change without notice. Please check our website for latest information.



Part No	Inductance (uH)	Tolerance	Q Min.	Test Frequency (MHz)	SRF (MHz) Min.	DCR (Ω) Max.	IDC (mA) Max.
WI565050-101□F	100.00	J,K	20	0.796	6.0	1.6	250
WI565050-121□F	120.00	J,K	20	0.796	5.4	1.9	230
WI565050-151□F	150.00	J,K	20	0.796	4.8	2.2	210
WI565050-181□F	180.00	J,K	20	0.796	4.4	2.8	190
WI565050-221□F	220.00	J,K	20	0.796	3.9	3.4	170
WI565050-271□F	270.00	J,K	20	0.796	3.6	4.2	155
WI565050-331□F	330.00	J,K	20	0.796	3.2	4.9	140
WI565050-391□F	390.00	J,K	20	0.796	2.9	5.8	130
WI565050-471□F	470.00	J,K	20	0.796	2.6	7.0	120
WI565050-561□F	560.00	J,K	20	0.796	2.4	8.5	110
WI565050-681□F	680.00	J,K	20	0.796	2.2	10	100
WI565050-821□F	820.00	J,K	20	0.796	2.0	13	90
WI565050-102□F	1000.00	J,K	20	0.252	1.8	15	85
WI565050-122□F	1200.00	J,K	20	0.252	1.5	17	75
WI565050-152□F	1500.00	J,K	20	0.252	1.4	20	70
WI565050-182□F	1800.00	J,K	20	0.252	1.3	30	60
WI565050-222□F	2200.00	J,K	20	0.252	1.2	35	55
WI565050-272□F	2700.00	J,K	20	0.252	1.1	55	45
WI565050-332□F	3300.00	J,K	20	0.252	1.0	60	40
WI565050-392□F	3900.00	J,K	20	0.252	1.0	70	38
WI565050-472□F	4700.00	J,K	20	0.252	0.9	78	36
WI565050-562□F	5600.00	J,K	20	0.252	0.8	85	33
WI565050-682□F	6800.00	J,K	20	0.252	0.7	110	30
WI565050-822□F	8200.00	J,K	20	0.252	0.6	125	28
WI565050-103□F	10000.00	J,K	15	0.0796	0.5	150	25

Tolerance: J = ± 5%

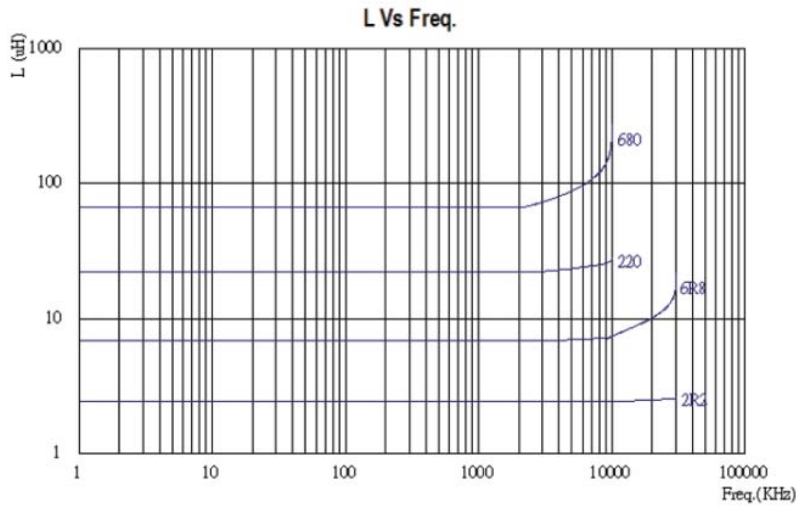
K = ± 10%

M = ± 20%

NOTE: Specifications subject to change without notice. Please check our website for latest information.

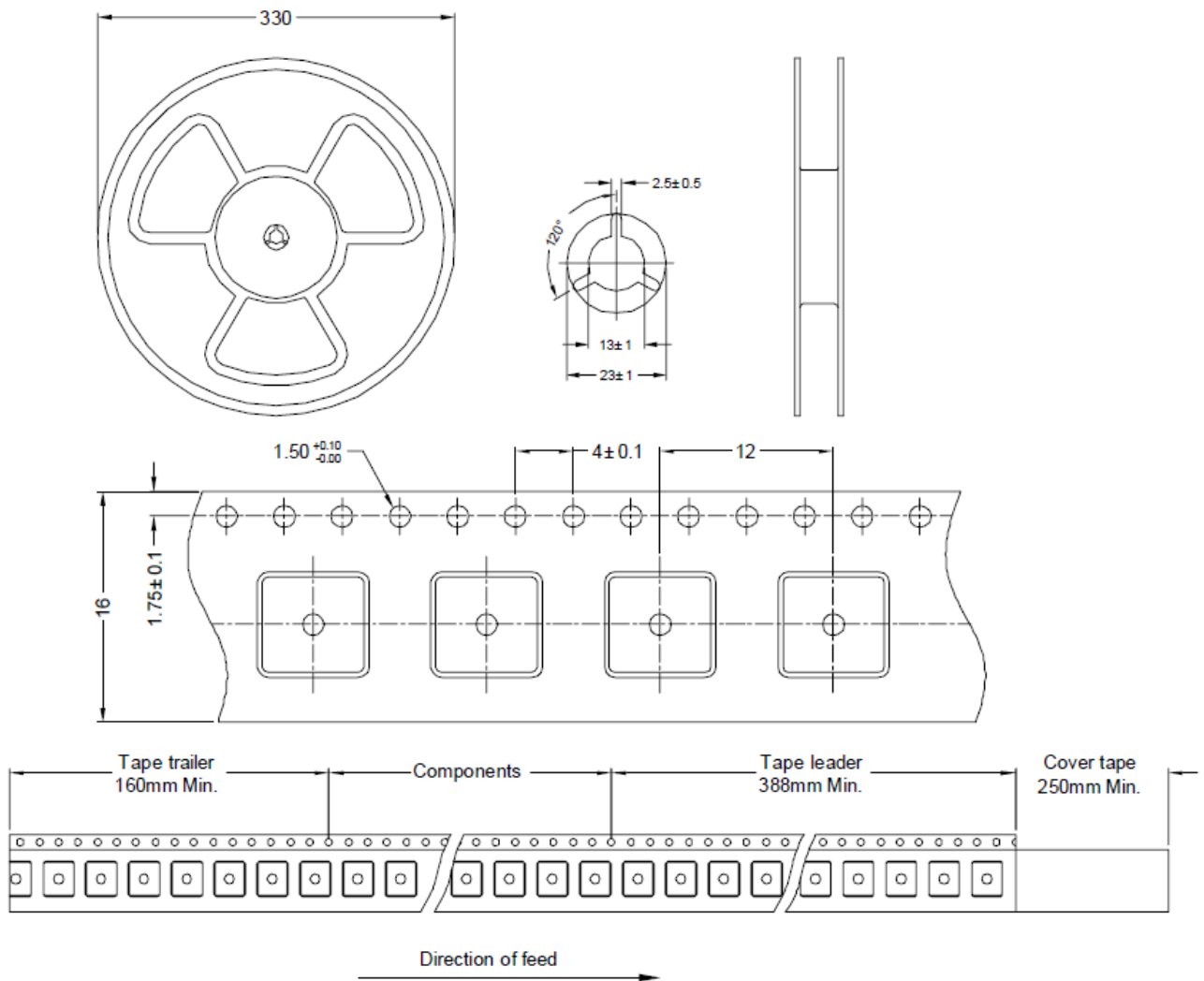


7. Characteristics Curve



8. Packaging Information

8-1 Reel & Tape Dimension



NOTE: Specifications subject to change without notice. Please check our website for latest information.

8-2 Packaging Quantity

Series	Inner: Reel		Outer: Carton		
	Qty (Pcs)	G.W. (Kg)	Qty (Pcs)	G.W. (Kg)	Size (cm)
WI565050	1000	0.76	16000	14	36 x 36 x 40

NOTE: Specifications subject to change without notice. Please check our website for latest information.

