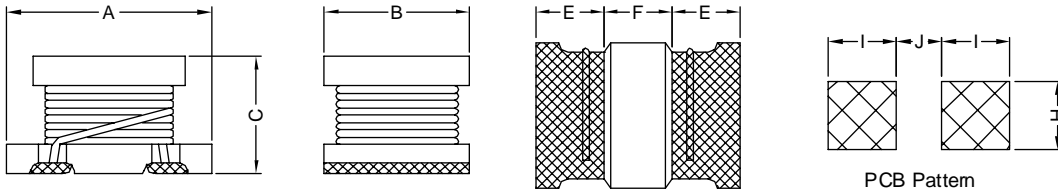


1. PART NO. EXPRESSION :

SDI 5 6 5 0 4 7 - R 1 2 M F
 (a) (b) (c) (d)(e)

- (a) Series code
- (b) Dimension code
- (c) Inductance code : R12 = 0.12uH
- (d) Tolerance code : K = ±10%, M = ±20%
- (e) F : RoHS Compliant

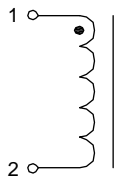
2. CONFIGURATION & DIMENSIONS :



Unit: m/m

A	B	C	E	F	H	I	J
5.7±0.3	5.0±0.3	4.7±0.3	1.3 Min.	1.7 Min.	5.0 Ref.	2.0 Ref.	2.0 Ref.

3. SCHEMATIC :



4. GENERAL SPECIFICATION :

- a) Operating temp. : -30° C to +105° C
- b) Storage condition (component in its packaging)
 - i) Temperature : -10 to 40° C
 - ii) Humidity : 60%



RoHS Compliant

NOTE : Specifications subject to change without notice. Please check our website for latest information.

28.02.2015



SUPERWORLD ELECTRONICS (S) PTE LTD

5. ELECTRICAL CHARACTERISTICS :

Part No.	Tolerance	Inductance (uH)	Test Frequency (Hz)	SRF (MHz) Min.	DCR (Ω) Max.	IDC (mA) Max.
SDI565047-R12□F	M	0.12	1M	450	0.0098	6000
SDI565047-R27□F	M	0.27	1M	300	0.0140	5300
SDI565047-R47□F	M	0.47	1M	200	0.0182	4800
SDI565047-1R0□F	M	1.0	1M	150	0.0270	4000
SDI565047-1R5□F	M	1.5	1M	110	0.0310	3700
SDI565047-2R2□F	M	2.2	1M	80	0.0410	3200
SDI565047-3R3□F	M	3.3	1M	40	0.0500	2900
SDI565047-4R7□F	M	4.7	1M	30	0.0574	2700
SDI565047-6R8□F	M	6.8	1M	25	0.1040	2000
SDI565047-100□F	M, K	10	1M	20	0.1300	1700
SDI565047-150□F	M, K	15	1M	17	0.210	1400
SDI565047-220□F	M, K	22	1M	15	0.266	1200
SDI565047-330□F	M, K	33	1M	12	0.448	900
SDI565047-470□F	M, K	47	1M	10	0.560	800
SDI565047-680□F	M, K	68	1M	7.6	0.938	640
SDI565047-101□F	M, K	100	100K	6.5	1.204	560
SDI565047-151□F	M, K	150	100K	5.0	2.660	420
SDI565047-221□F	M, K	220	100K	4.0	3.360	320
SDI565047-331□F	M, K	330	100K	3.1	6.160	270
SDI565047-471□F	M, K	470	100K	2.4	7.560	240
SDI565047-681□F	M, K	680	100K	1.9	11.34	190
SDI565047-102□F	M, K	1000	10K	1.7	14.42	150
SDI565047-222□F	M, K	2200	10K	1.2	30.10	100
SDI565047-472□F	M, K	4700	10K	0.8	61.04	70
SDI565047-103□F	M, K	10000	10K	0.5	140.0	50

Inductance tolerance :

- : J : ±5%
- K : ±10%
- M : ±20%



RoHS Compliant

NOTE : Specifications subject to change without notice. Please check our website for latest information.

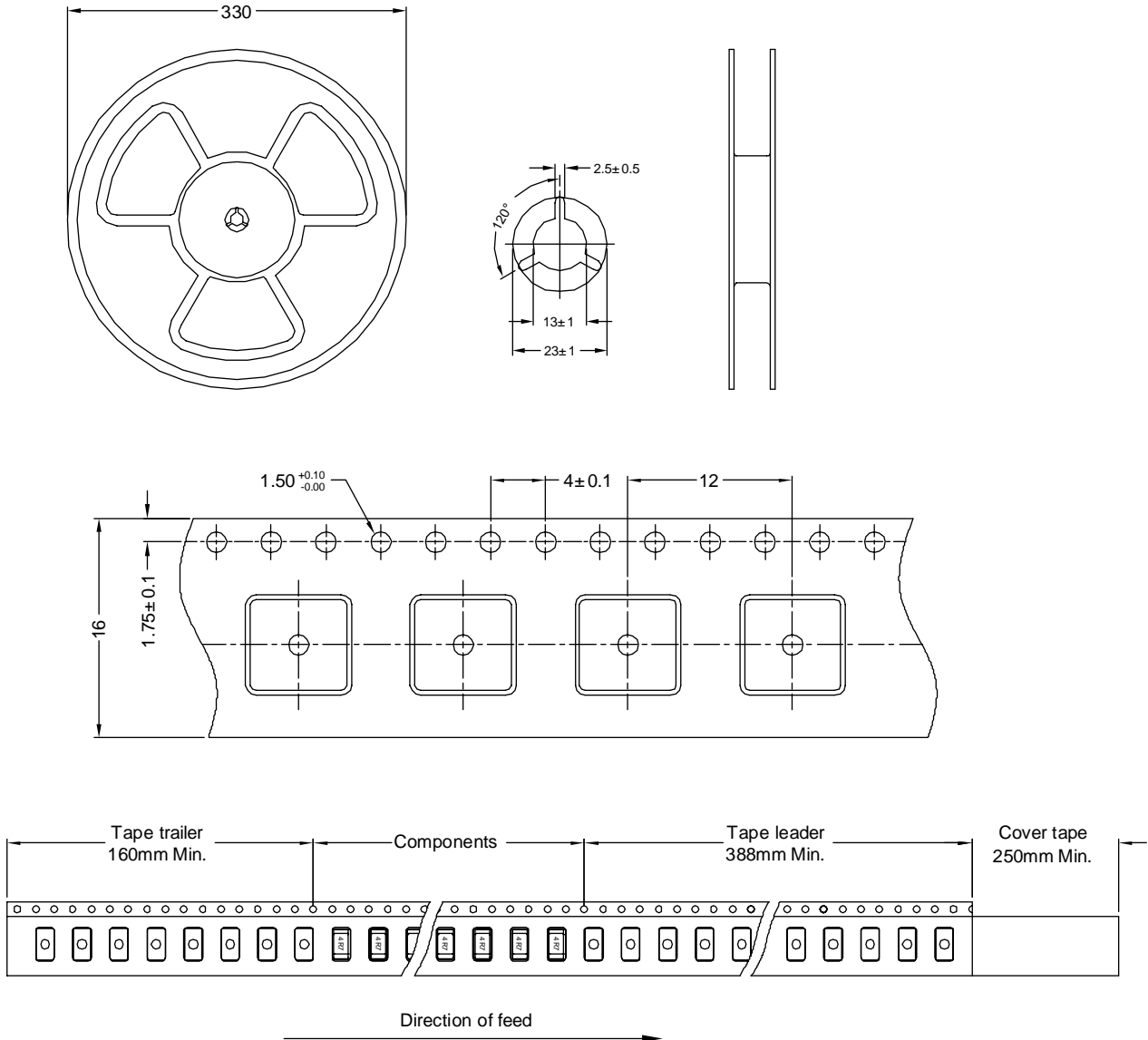
28.02.2015



SUPERWORLD ELECTRONICS (S) PTE LTD

6. PACKAGING INFORMATION : (Unit : mm)

6-1. Reel & Tape Dimension



6-2. Quantity & G.W. per package

SERIES	INNER : REEL		OUTER : CARTON		
	QTY (PCS)	G.W. (Kg)	QTY (PCS)	G.W. (Kg)	SIZE (cm)
SDI565047	1000	0.78	16000	16	36 x 36 x 40

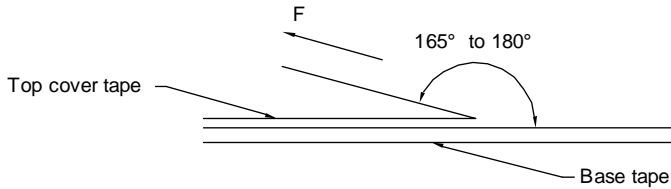


RoHS Compliant

NOTE : Specifications subject to change without notice. Please check our website for latest information.

28.02.2015

6-3. Tearing Off Force



The force for tearing off cover tape is 15 to 80 grams in the arrow direction under the following conditions.

Room Temp. (° C)	Room Humidity (%)	Room atm (hPa)	Tearing Speed (mm/min)
5~35	45~85	860~1060	300

Application Notice

1. Storage Conditions :

To maintain the solderability of terminal electrodes :

- a) Recommended products should be used within 12 months from the time of delivery.
- b) The packaging material should be kept where no chlorine or sulfur exists in the air.

2. Transportation :

- a) Products should be handled with care to avoid damage or contamination from perspiration and skin oils.
- b) The use of tweezers or vacuum pick up is strongly recommended for individual components.
- c) Bulk handling should ensure that abrasion and mechanical shock are minimized.



RoHS Compliant

NOTE : Specifications subject to change without notice. Please check our website for latest information.

28.02.2015



SUPERWORLD ELECTRONICS (S) PTE LTD