

1. Part No. Expression:

**S D C 1 2 0 7 2 2 0 M F**

(a) (b) (c) (d)(e)

(a) Series Code

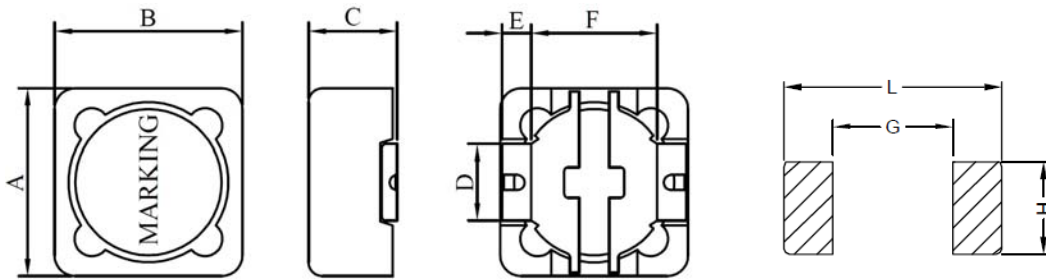
(b) Dimension Code

(c) Inductance Code

(d) Tolerance Code

(e) RoHS Compliant

2. Configuration & Dimensions :

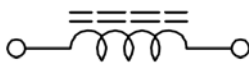


Recommended PCB Pattern

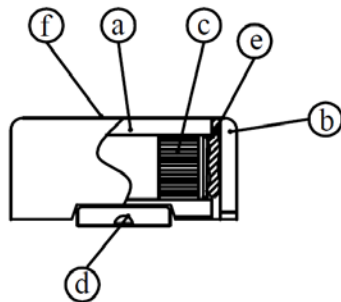
Unit: mm

A	B	C	D	E	F	G	H	L
12.50±0.30	12.50±0.30	8.00 Max.	5.00 Ref.	2.20 Ref.	7.60 Ref.	7.00 Ref.	5.40 Ref.	12.80 Ref.

3. Schematic



4. Material List



- a) Core
- b) Core
- c) Wire
- d) Clip
- e) Adhesive
- f) Ink

NOTE: Specifications subject to change without notice. Please check our website for latest information.

## 5. General Specification

- a) Temp. rise: 40°C Typ.
- b) Rated Current: Base on temp. rise  $\Delta L/L0 \leq 35\%$
- c) Operating Temperature: -40°C to 85°C
- d) Storage Condition : -40°C to 85°C

## 6. Electrical Characteristics

Part Number	Inductance ( $\mu$ H)	Test Frequency (Hz)	DCR m( $\Omega$ ) Max.	IDC (A) Max.	Marking
SDC12071R2YF	1.20	1V/100K	7.0	9.80	1R2
SDC12072R4YF	2.40	1V/100K	11.5	8.00	2R4
SDC12072R7YF	2.70	1V/100K	11.5	8.00	2R7
SDC12073R5YF	3.50	1V/100K	13.5	7.50	3R5
SDC12073R9YF	3.90	1V/100K	13.5	7.50	3R9
SDC12074R7YF	4.70	1V/100K	15.8	6.80	4R7
SDC12076R1YF	6.10	1V/100K	17.6	6.60	6R1
SDC12077R6YF	7.60	1V/100K	20.0	5.90	7R6
SDC1207100MF	10.0	1V/1K	21.6	5.40	100
SDC1207120MF	12.0	1V/1K	24.3	4.90	120
SDC1207150MF	15.0	1V/1K	27.0	4.50	150
SDC1207180MF	18.0	1V/1K	39.2	3.90	180
SDC1207220MF	22.0	1V/1K	43.3	3.60	220
SDC1207270MF	27.0	1V/1K	45.9	3.40	270
SDC1207330MF	33.0	1V/1K	64.8	3.00	330
SDC1207390MF	39.0	1V/1K	72.9	2.75	390
SDC1207470MF	47.0	1V/1K	100	2.50	470
SDC1207560MF	56.0	1V/1K	110	2.35	560
SDC1207680MF	68.0	1V/1K	140	2.10	680
SDC1207820MF	82.0	1V/1K	160	1.95	820
SDC1207101MF	100	1V/1K	220	1.70	101
SDC1207121MF	120	1V/1K	250	1.60	121
SDC1207151MF	150	1V/1K	280	1.42	151
SDC1207181MF	180	1V/1K	350	1.30	181

NOTE: Specifications subject to change without notice. Please check our website for latest information.

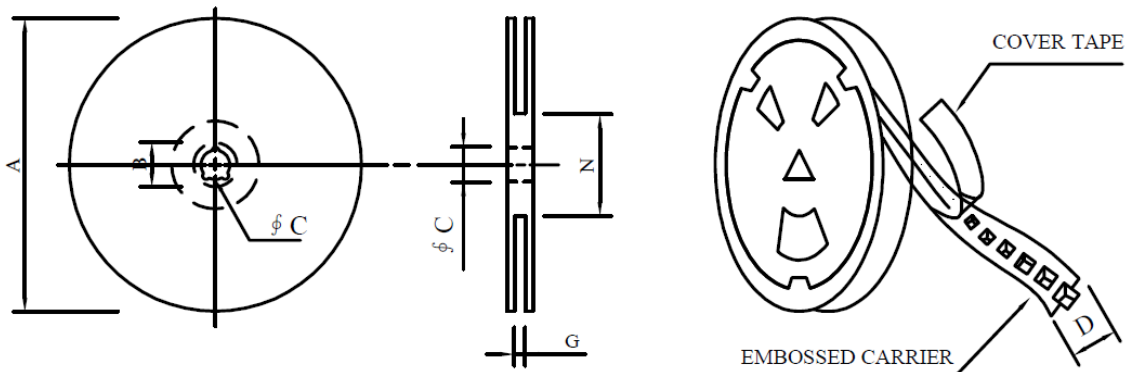


Part Number	Inductance (uH)	Test Frequency (Hz)	DCR m(Ω) Max.	IDC (A) Max.	Marking
SDC1207221MF	220	1V/1K	390	1.16	221
SDC1207271MF	270	1V/1K	560	1.06	271
SDC1207331MF	330	1V/1K	640	0.95	331
SDC1207391MF	390	1V/1K	700	0.88	391
SDC1207471MF	470	1V/1K	980	0.79	471
SDC1207561MF	560	1V/1K	1070	0.73	561
SDC1207681MF	680	1V/1K	1460	0.67	681
SDC1207821MF	820	1V/1K	1640	0.60	821
SDC1207102MF	1000	1V/1K	1820	0.55	102

Tolerance: Y = ±30%, M = ±20%

## 7. Packaging Information

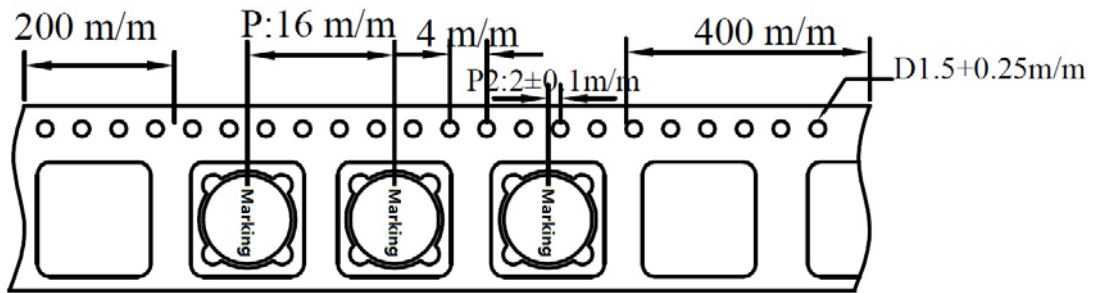
### 7-1 Reel Dimension



Style	A (mm)	B (mm)	C (mm)	D (mm)	G (mm)	N (mm)
13 - 24	330	21	13	24	24.5	100

NOTE: Specifications subject to change without notice. Please check our website for latest information.

7-2 Tape Dimension



7-3 Packaging Quantity

Series	SDC1207
Chip/Reel	450

NOTE: Specifications subject to change without notice. Please check our website for latest information.