

RADIAL CHOKE COIL

RCS1008 SERIES

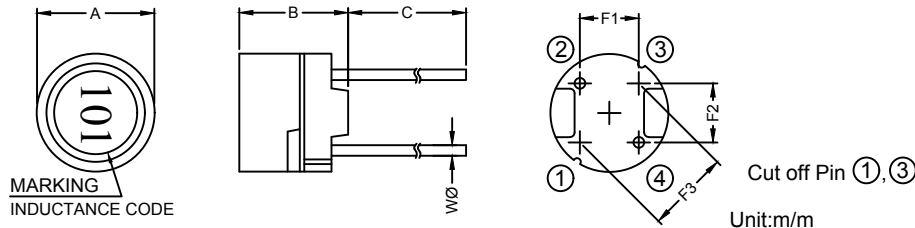
1. PART NO. EXPRESSION :

RCS1008101KZF
 (a) (b) (c) (d)(e)(f)

- (a) Series code
- (b) Dimension code
- (c) Inductance code : 101 = 100uH

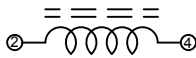
- (d) Tolerance code : K = ±10%, M = ±20%
- (e) X, Y, Z : Standard part
- (f) F : Lead Free

2. CONFIGURATION & DIMENSIONS :

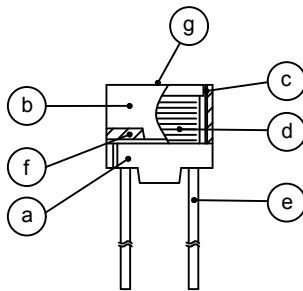


A	B	C	F1	F2	F3	WØ
10.00±0.5	8.00±0.5	15.00±3.0	4.00±0.5	5.00±0.5	6.40±0.5	0.80±0.10

3. SCHEMATIC :



4. MATERIALS :



- (a) DR CORE
- (b) RI CORE
- (c) SLEEVE
- (d) WIRE
- (e) LEAD
- (f) ADHESIVE
- (g) INK

5. GENERAL SPECIFICATION :

- a) THE INDUCTANCE DROP AT RATED IS 10% MAX.
- b) TEMP. RISE : 40°C MAX. AT RATED CURRENT
- c) STORAGE TEMP. : -40°C TO +125°C
- d) OPERATING TEMP. : -40°C TO +85°C



RoHS Compliant

NOTE : Specifications subject to change without notice. Please check our website for latest information.



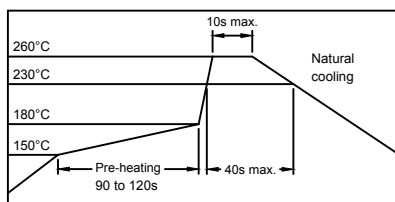
SUPERWORLD ELECTRONICS (S) PTE LTD

15.09.2016

6. ELECTRICAL CHARACTERISTICS :

Part No.	Inductance (μ H)	Test Frequency (Hz)	RDC (Ω) Max.	IDC (A) Max.
RCS1008100MZF	10 \pm 20%	1V/2.52M	0.05	2.80
RCS1008120MZF	12 \pm 20%	1V/2.52M	0.06	2.50
RCS1008150MZF	15 \pm 20%	1V/2.52M	0.07	2.30
RCS1008180MZF	18 \pm 20%	1V/2.52M	0.08	2.10
RCS1008220MZF	22 \pm 20%	1V/2.52M	0.09	2.00
RCS1008270MZF	27 \pm 20%	1V/2.52M	0.10	1.76
RCS1008330MZF	33 \pm 20%	1V/2.52M	0.11	1.60
RCS1008390MZF	39 \pm 20%	1V/2.52M	0.12	1.38
RCS1008470MZF	47 \pm 20%	1V/2.52M	0.14	1.28
RCS1008560KZF	56 \pm 10%	1V/2.52M	0.15	1.20
RCS1008680KZF	68 \pm 10%	1V/2.52M	0.16	1.00
RCS1008820KZF	82 \pm 10%	1V/2.52M	0.18	0.96
RCS1008101KZF	100 \pm 10%	1V/1K	0.20	0.92
RCS1008121KZF	120 \pm 10%	1V/1K	0.24	0.80
RCS1008151KZF	150 \pm 10%	1V/1K	0.35	0.73
RCS1008181KZF	180 \pm 10%	1V/1K	0.40	0.64
RCS1008221KZF	220 \pm 10%	1V/1K	0.54	0.61
RCS1008271KZF	270 \pm 10%	1V/1K	0.76	0.56
RCS1008331KZF	330 \pm 10%	1V/1K	0.86	0.50
RCS1008391KZF	390 \pm 10%	1V/1K	0.93	0.44
RCS1008471KZF	470 \pm 10%	1V/1K	1.23	0.41
RCS1008561KZF	560 \pm 10%	1V/1K	1.34	0.38
RCS1008681KZF	680 \pm 10%	1V/1K	1.53	0.34
RCS1008821KZF	820 \pm 10%	1V/1K	2.10	0.32
RCS1008102KZF	1000 \pm 10%	1V/1K	2.30	0.28

RECOMMENDED SOLDERING CONDITIONS REFLOW SOLDERINGS



RoHS Compliant

NOTE : Specifications subject to change without notice. Please check our website for latest information.

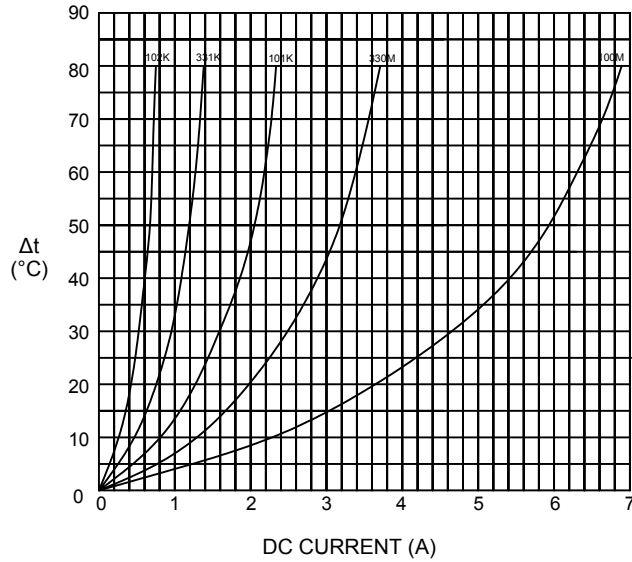
15.09.2016



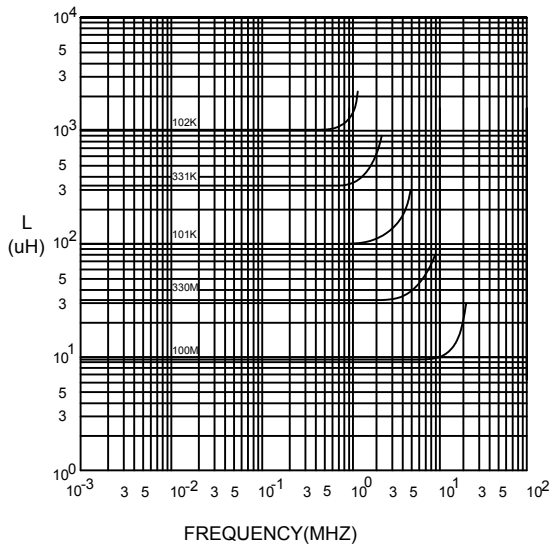
SUPERWORLD ELECTRONICS (S) PTE LTD

7. CHARACTERISTICS CURVES :

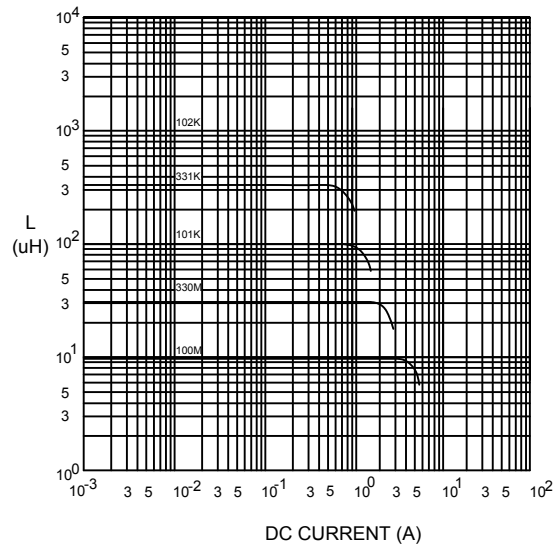
@ TEMP. RISE VS. DC SUPERPOSITION RESPONSE CURVE



@ INDUCTANCE VS. FREQUENCY RESPONSE CURVE



@ INDUCTANCE VS. DC SUPERPOSITION RESPONSE CURVE



NOTE : Specifications subject to change without notice. Please check our website for latest information.



RoHS Compliant

15.09.2016



SUPERWORLD ELECTRONICS (S) PTE LTD

8. PACKING AND QUANTITY :

CODE	INNER PACKAGE	INNER PACKAGE Q'TY
F	TRAY	120 PCS



RoHS Compliant

NOTE : Specifications subject to change without notice. Please check our website for latest information.

15.09.2016



SUPERWORLD ELECTRONICS (S) PTE LTD