

1. Part No. Expression:

HWI322522 - 2R2ME

(a) (b) (c) (d)(e)

a) Series Code

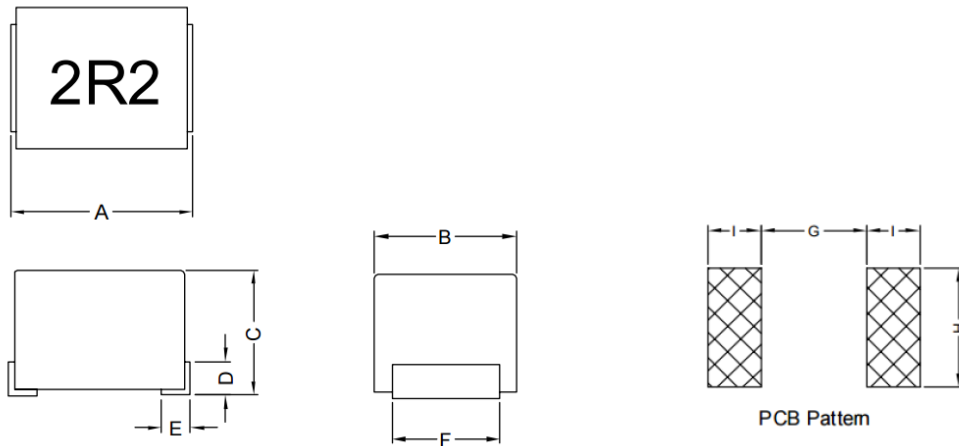
b) Dimension Code

c) Inductance Code

d) Tolerance Code

e) F: RoHS Compliant

2. Configuration & Dimensions:

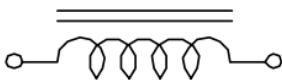


Note: Marking : Inductance code.

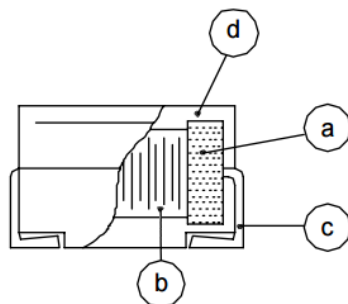
Unit: mm

A	B	C	D	E	F	G	H	I
3.2±0.3	2.5±0.2	2.2±0.2	0.6 Ref.	0.2 Min.	1.9±0.1	2.0 Ref.	2.0 Ref.	1.2 Ref.

3. Schematic:



4. Material List:



(a) Core

(b) Wire

(c) Terminal

(d) Capsulate

NOTE: Specifications subject to change without notice. Please check our website for latest information.

5. General Specification:

- a) Operating Temp. : -40°C ~ +125°C
- b) Storage Temp. : -40°C ~ +125°C
- c) Storage Condition (component in its packaging)
 - i) Temperature: 0°C ~ +40°C
 - ii) Humidity: Below 70%

6. Electrical Characteristics:

Part No	Inductance (uH)	Tolerance	Q Min.	Test Frequency (MHz)	SRF (MHz) Min.	DCR (Ω) Max.	IDC (mA) Max.
HWI322522-R10□F	0.10	M	5	25.2	500	0.20	750
HWI322522-R15□F	0.15	M	5	25.2	400	0.25	750
HWI322522-R22□F	0.22	M	5	25.2	250	0.30	750
HWI322522-R47□F	0.47	M	5	25.2	150	0.37	750
HWI322522-1R0□F	1.00	M	10	7.96	100	0.30	750
HWI322522-1R5□F	1.50	M	10	7.96	80	0.30	700
HWI322522-2R2□F	2.20	M	10	7.96	68	0.33	600
HWI322522-3R3□F	3.30	K,M	10	7.96	54	0.35	500
HWI322522-4R7□F	4.70	K,M	10	7.96	46	0.45	430
HWI322522-6R8□F	6.80	K,M	10	7.96	38	0.60	360
HWI322522-100□F	10.0	K	15	2.52	30	1.20	300
HWI322522-150□F	15.0	K	15	2.52	26	1.80	250
HWI322522-180□F	18.0	K	15	2.52	20	2.00	230
HWI322522-220□F	22.0	K	15	2.52	20	2.50	210
HWI322522-330□F	33.0	K	15	2.52	17	2.80	170
HWI322522-390□F	39.0	K	15	2.52	14	4.80	120
HWI322522-470□F	47.0	K	15	2.52	14	5.20	150
HWI322522-560□F	56.0	K	15	2.52	13	6.50	120
HWI322522-680□F	68.0	K	15	2.52	12	8.0	120
HWI322522-820□F	82.0	K	15	2.52	10	7.50	110
HWI322522-101□F	100	K	15	0.796	10	7.50	100
HWI322522-151□F	150	K	20	0.796	7.0	12.0	85
HWI322522-221□F	220	K	20	0.796	6.0	16.5	70

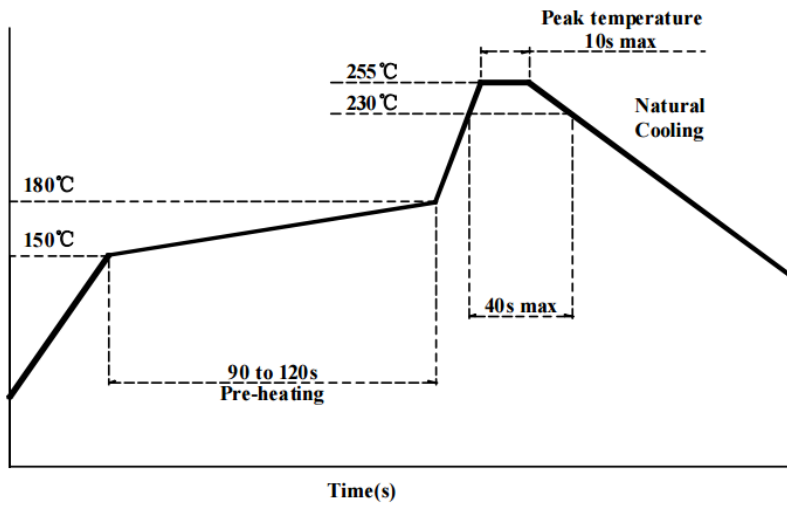
Tolerance: K = ± 10%; M = ± 20%

NOTE: Specifications subject to change without notice. Please check our website for latest information.

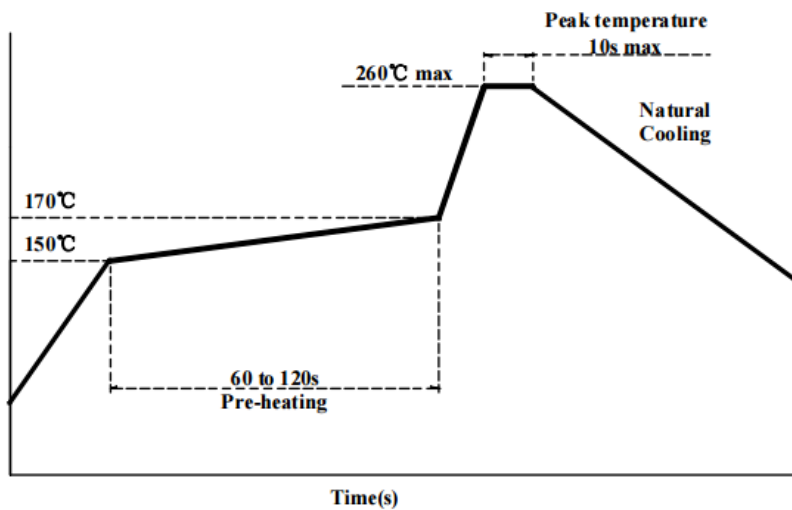


7. Soldering:

7-1 Reflow Soldering



7-2 Flow Soldering



7-3 Iron Soldering

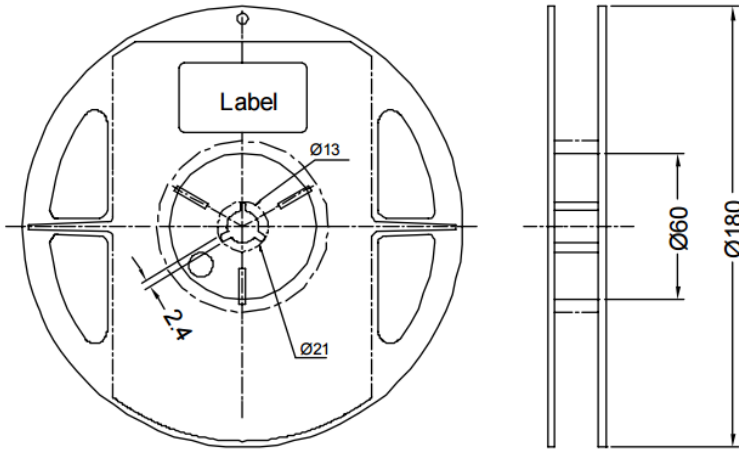
Base on following conditions, use a maximum product temperature of 260°C and a maximum accumulated heating time of 10seconds as a guideline.

Tip Temperature	300°C ~ 350°C
Heating Time	3 Sec / soldering
Soldering Rod Specification	Output: 30W Tip, Diameter: 1mm

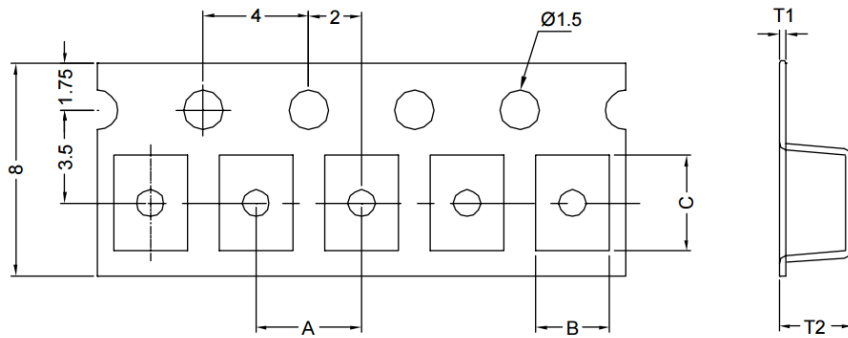
NOTE: Specifications subject to change without notice. Please check our website for latest information.

8. Packaging Information:

8-1 Reel Dimension



8-2 Tape Dimension



A(mm)	B(mm)	C(mm)	T1(mm)	T2(mm)
4.0	2.8	3.5	0.3	2.45

8-3 Packaging Quantity

Series	HWI322522
Reel (ø180*11mm)	2,000pcs
Box (185*90*190mm)	10,000pcs
Carton (480*195*200mm)	50,000pcs

NOTE: Specifications subject to change without notice. Please check our website for latest information.